





Dirt Dog with Invisible Wall Unit
New, just opened out of the box
9.27.06



Dirt Dog Underneath


9.27.06



Dirt Dog Brushes

Each brush rotates individually and against each other similar to a commercial street sweeper. This makes picking up larger and more dense material possible. Brushes are made of a hard bristle such as a scrubbing brush but yet not harsh enough to harm floors

9.27.06



Dirt Dog Rubber Wheels
The wheels are perfect for this robot's intended use

9.27.06



Dirt Dog Handle
Lift the handle here to carry the robot

9.27.06



Dirt Dog Dirt Bin Release Button

Clever design, press the Dirt Dog's Paw Print and it releases the dirt bin to empty

9.27.06



Dirt Dog with Dirt Bin separated

It's hard to see with this photo however the black bottom section of the dirt bin is very deep. In fact in this view you can see how deep by looking at the "outer lip" along the straight edge of the dirt bin. This allows for more debris to be collected and prevents it from falling out while carrying the bin to the trash.

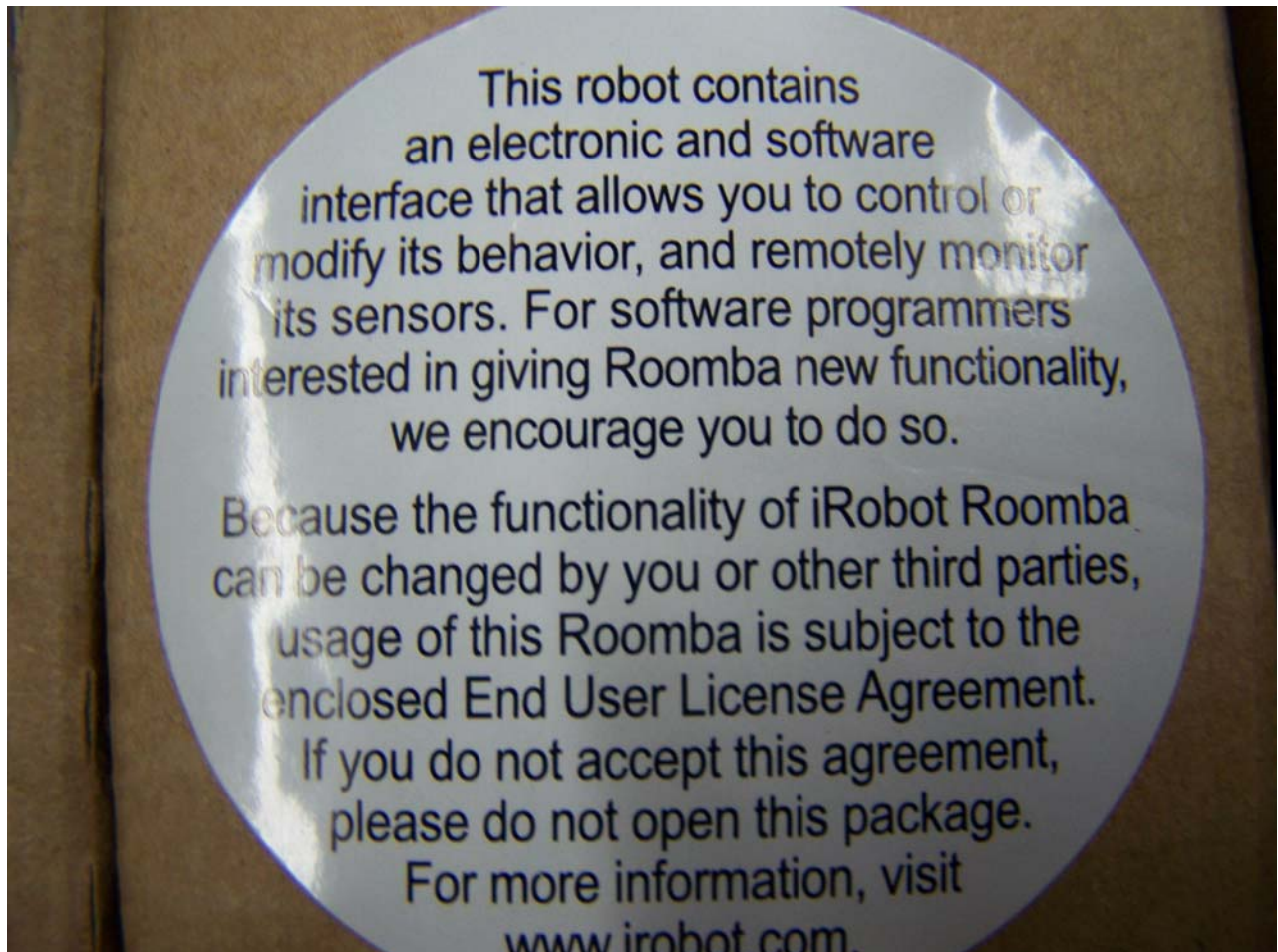
9.27.06



Dirt Dog's COM Port

This is the COM Port intended on upgrading SW in the unit and for programming for true robot enthusiasts. See next photo for further details.

9.27.06



Self Explanatory

9.27.06



This is a good friend's garage who has been an RM Owner for more than 4 years. I asked him to try the Dirt Dog in his garage. This area has not been cleaned since the beginning of this year. He parks his car here and has not cleaned it so I thought this would be a perfect test for this machine. I do feel, however, that this is an extreme case and with normal use of this machine the floor would unlikely be this dirty.

9.28.06



A closer view showing the size of leaves and drywall dust

9.28.06



A M A Z I N G !

This is exactly how the floor looked after one use with a full charge on the battery. It ran for 1 hour and a few minutes (1 hour is normal). Just beyond the expansion joint about 1 ft is where the garage door was closed during the test. You can see a clean line running horizontal across the floor from where the Dirt Dog had cleaned in edge mode along the garage door. The drywall dust was picked up by the machine. The white spots left on the floor is actually very fine and could only be removed by a wet cleaning, not even a broom would clean what is left over. Along the right side wall however the machine missed this whole side of wall that still shows the pile of drywall dust along the wall. We will test the machine tomorrow for one full session to see if this is taken care of.

9.28.06



Another view of the floor after 1 running session of running the Dirt Dog. You can see his RM in the background charging.

9.28.06



Another close-up view of the floor after 1 running session

9.28.06



Aren't they just cute together ☺

9.28.06



Amount of debris collected in a 5 gallon bucket

9.28.06



The Dirt Dog could easily get under the grill on the left however got stuck under the grill on the right. We added the phone books to keep the machine from entering.

9.28.06

PROS:

- It works, it really works. I would be concerned about it's durability specifically speaking of the motors that drive the brushes however with an extended warranty (totaling 2 years) for \$14.95 I would say that the total investment would be worth it even if you had to replace it every 2 years.
- Great speed and agility. The machine moves aggressively even when the battery is low.
- Long battery life (so far), about 1 hour
- It accomplished beyond expectations and satisfactorily in about 1 hour

CONS:

- 6 of the large leaves during this test and at different times throughout the test were caught in the brushes causing the machine not to pick up any debris.
- If something large is caught in the brushes and causes them to stop rotating the machine does not appear to recognize it. The machine continues to move across the floor however it does not clean, instead it pushes debris around on the floor.
- Does not know when the dirt bin is full. The machine will continue to run when the dirt bin is full and simply pushes the remaining debris around or going right over it without picking it up.
- During this test we emptied the dirt bin 14 times however it was being used in an extreme environment.

BOTTOM LINE:

With normal use I'm definitely convinced that this machine will keep a basement, outdoor patio or deck or garage area cleaner than most people keep currently. Considering the price of the machine, the warranty period (and availability of 2nd year extended warranty) and how thorough the machine is I would certainly recommend it to anyone who could use one.

Tyler Ramage
9.28.06