



1. All The Supplies:
PR2 bulbs, 6.2V & 6.8V Zener Diodes



2. Fit Resistor to Lamp



3. Wrap Lead Round Bulb



4. Bend other lead to base of bulb




5. Clamp it



6. Solder it



7. 16 Lamp Soldiers



8. '+' Ring Terminal
Stripe towards Ring



9. Fold Lead, leave some
of diode sticking out



10. Clamp it



11. Solder it with >60W solder iron



12. Trim Excess Lead



13. 16 '+' Terminals



14. '-' Terminal
Stripe Away From Ring



15 Solder '+' Ring to Lamp




16. Both '+' and '-' Terminals




17. Solder in Wire




18. Make Pretty, and add
potting to terminals.



19. Zener regs installed,
Lamp is on '+' Terminals



20. Regs shunting up to
1/2 amp



21. Its beginning to look
a lot like Christmas :-)